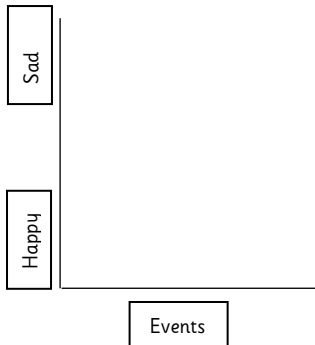




Subject	Monday	Tuesday	Wednesday	Thursday	Friday
Daily Practice	Maths - Keep going with times tables and division practice using the CGP books or Times Tables Rock Stars.				
	Reading – Continue to read every day and choose an activity from the reading matrix in your home learning book.				
	Spellings – Use the Parent Guidance Document and resources on our class story (select your own weekly focus from the pack).				
Physical Exercise	Get active at least twice a day – see the 'Englefield Challenges' ideas on Class Story. Get outdoors every day! The government recommend at least 60 minutes of exercise each day.				
Morning tasks					
English (am)	<p>This week we'll continue using <i>Goodnight Mr Tom</i> to help with your learning. The film can be found by following this link: https://www.youtube.com/watch?v=eYJBkFtCvM&t=599s</p> <p>Watch from 9:00 to 15:42 and answer these questions. Use the clues in the film to provide evidence for your answers giving as much detail as you can...</p> <ol style="list-style-type: none">Why do you think Mr Tom doesn't want to look after the boy?What do you think the boy is thinking about when he is staring at the angel?"For what it's worth, I wasn't happy about leaving the child with you either". Explain what the lady means when she says this to Mr Tom.What are your impressions of the school teacher and her husband?What sort of relationship does the boy have with his mother?What does the boys smile towards the end of this clip indicate?	<p>Creating an 'emotions' graph: Re-watch the clip from yesterday. Find 5 key moments in the clip where there is a real sense of emotion (the boy might be worried, scared, shocked etc...). Draw a line graph to show the level of emotion during different events that take place in the clip. List the events along the x-axis and have happy/sad along the y-axis.</p> 	<p>If it helps, watch the clip from 9:00 to 15:42 again. Think about your answers to Monday's questions and the emotion shown in yesterday's line graph and think about how William (the boy) must have been feeling after his first day with Mr Tom. Your task today is to write a diary entry or a letter to a loved one or friend about your experiences so far and your first impressions of your new home.</p> <p>Here are some sentence starters to help you: <i>Today has been...</i> <i>This place is completely different to London because...</i> <i>I am staying with someone called Mr Tom who...</i> <i>My initial impressions of Mr Tom are...</i> <i>Earlier today, I met my new teacher and her husband, they seemed...</i> <i>Although I miss London, (thoughts about his mother)</i> <i>The best/worst part of this is...</i> <i>After sitting by the fire at the end of the day with Mr Tom, I began to feel...</i></p>	<p>Look at the front cover of <i>Goodnight Mr Tom</i> (you can find it on the class story). Make some predictions on what happens in the rest of the story and how Mr Tom and William's relationship develops. How might William feel on VE Day knowing he can go home to London? This task could be as simple as a discussion with your family or a story map or a written paragraph summarising your thoughts. (This will be our final session on Goodnight Mr Tom but you ca always watch the rest of the film if you'd like to...)</p> 	<p>Look at the picture of the VE Day celebrations (you can find it on the class story too). Use this as inspiration to help you draw the scene you imagine when lockdown comes to an end. You might like to include your friends and family and think about the background – it could be set in your own street or surrounding area. You might want to create thought and speech bubbles for different characters expressing their feelings. If you'd rather, you might want to create a piece of writing about the event: a news report, a diary or a section of a story...</p> 
Maths (am)	<p>Complete Summer Term Week 2, Lesson 1 (angles in special quadrilaterals) from the White Rose Hub home learning platform or continue with Maths Whizz. Remember White Rose Hub learning is sequential – one lesson follows on from the next (just like in school!). https://whiterosemaths.com/homelearning/year-6/</p>	<p>Complete Summer Term Week 2, Lesson 2 from the White Rose Hub home learning platform or continue with Maths Whizz. https://whiterosemaths.com/homelearning/year-6/</p>	<p>Complete Summer Term Week 2, Lesson 3 from the White Rose Hub home learning platform or continue with Maths Whizz. https://whiterosemaths.com/homelearning/year-6/</p>	<p>Complete Summer Term Week 2, Lesson 4 from the White Rose Hub home learning platform or continue with Maths Whizz. https://whiterosemaths.com/homelearning/year-6/</p>	<p>Complete Summer Term Week 2, Lesson 5 (Friday Maths Challenge) from the White Rose Hub home learning platform or continue with Maths Whizz. https://whiterosemaths.com/homelearning/year-6/</p>
Afternoon tasks					
Pick and Mix Learning (pm)	Choose one activity from the pick and mix learning grid each day to complete during your afternoon.				

Daily Diary
(eve)

Keep writing a daily diary when appropriate. It might be when an event happens or there is an announcement of some sort...